

OneDios®

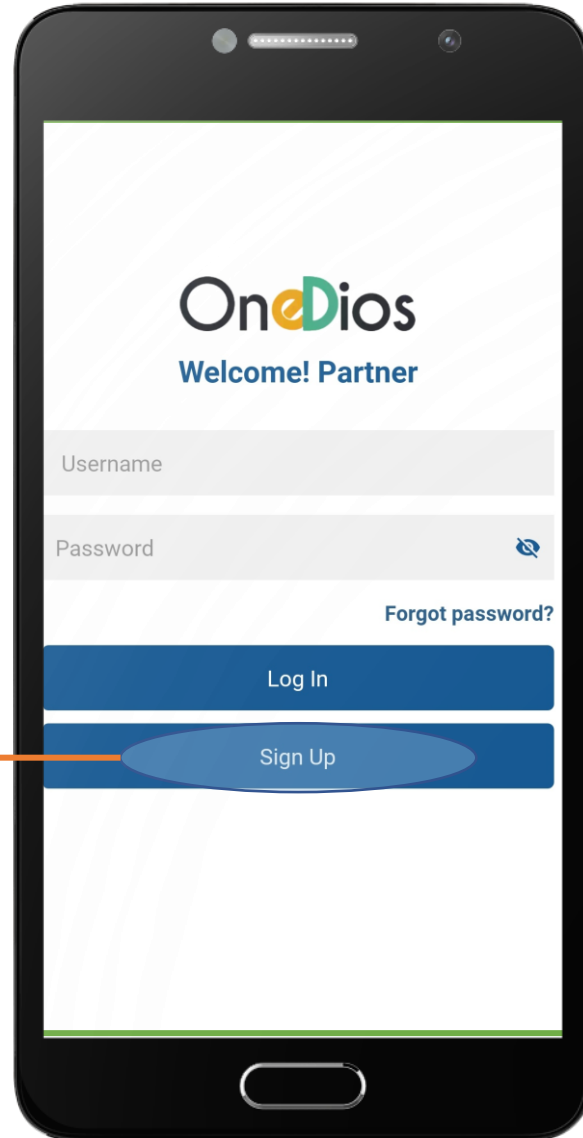
Go Digital – No Paper / No Calls / OEM Connect

Customer Service - Reinvented

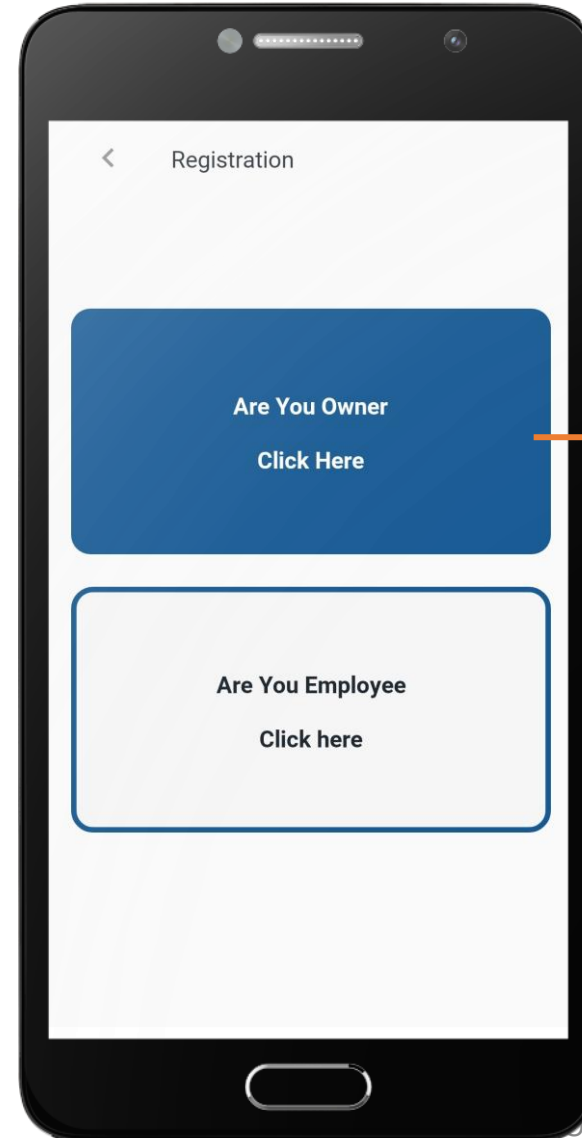
Your guide to Dealer
Registration



Dealer Sign up



Click on sign up button



Click here for owner registration

Dealer Sign up



Enter the Dealer Info:-

- 1) Owner name
- 2) Company name
- 3) Email
- 4) Mobile no.
- 5) Set Password
- 6) Click on Save and continue button



Enter the Location Info:-

- 1) Contact name
- 2) Address
- 3) Pin code
- 4) Area
- 5) Click on save and continue button

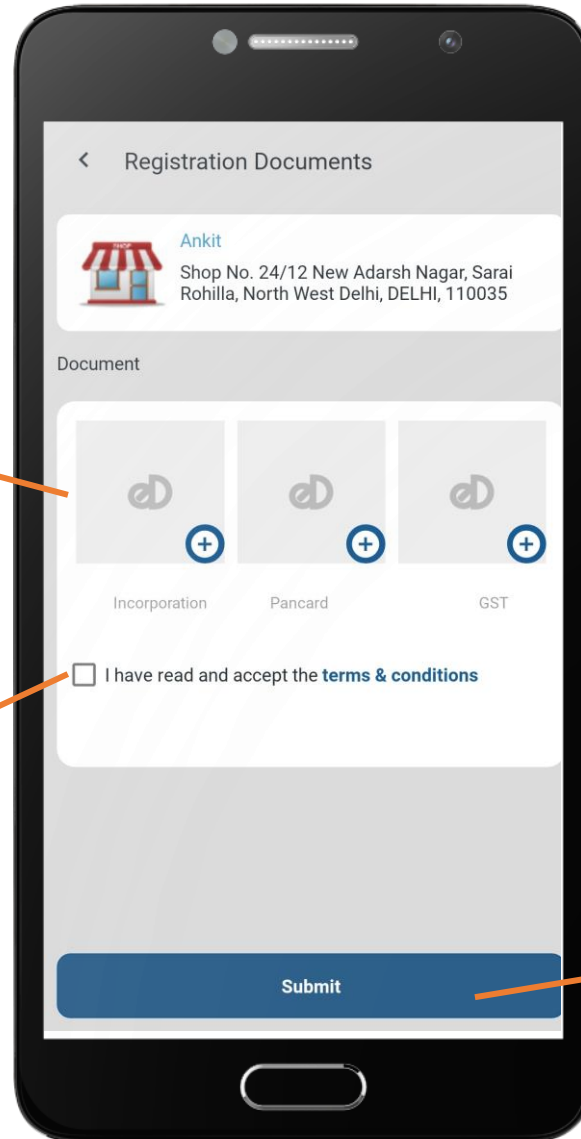
Dealer Sign up



Upload the following documents:-

- 1) Company Incorporation
- 2) Pan card
- 3) GST

*Incorporation or pan card is mandatory

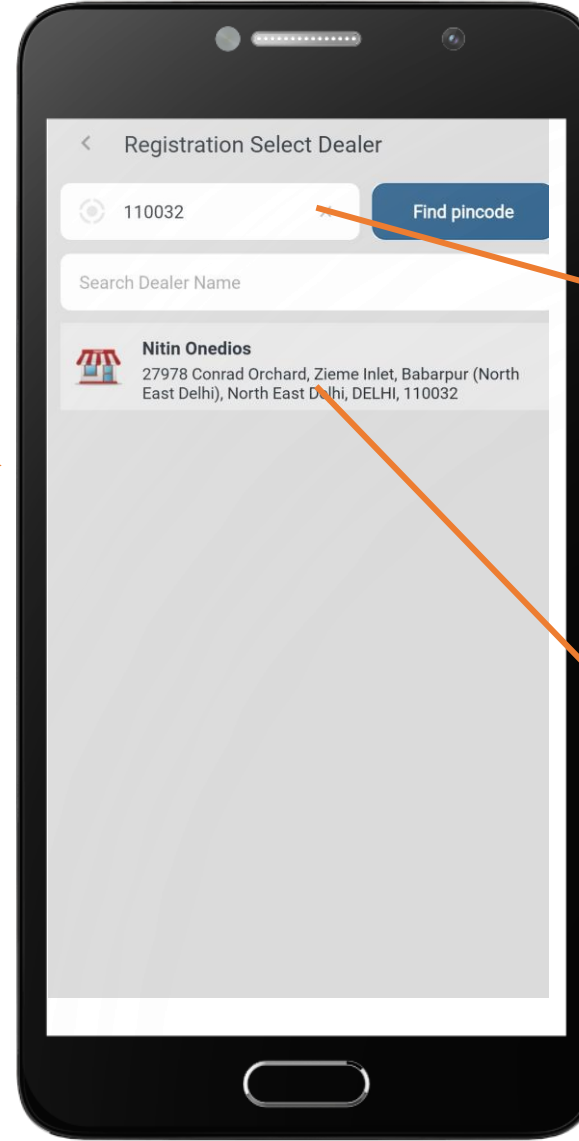
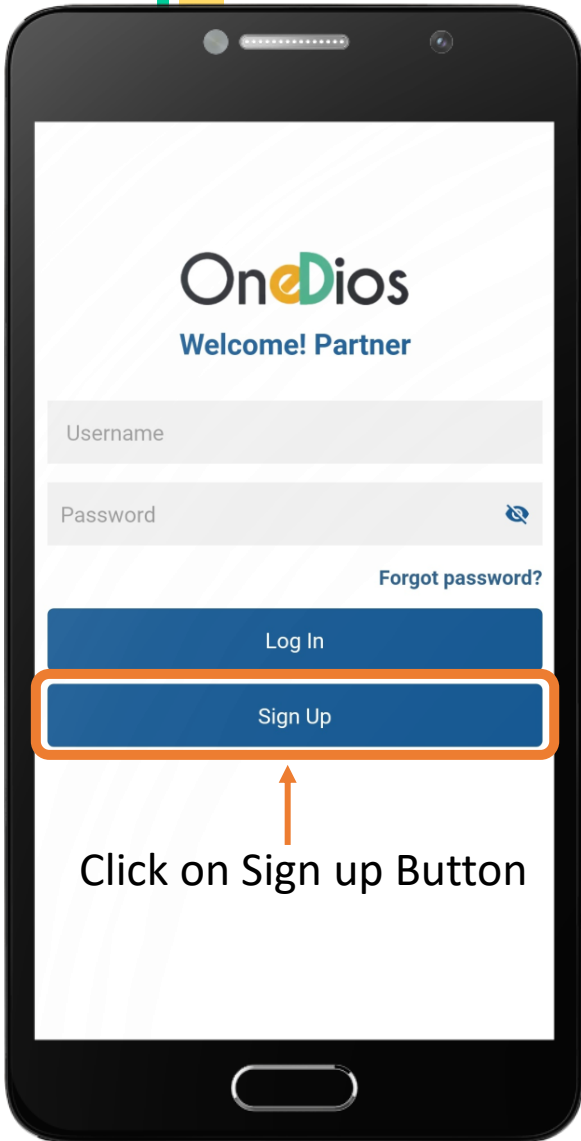


Click on T&C's check box

Click on submit button

*Note - Once you complete registration, Username will be sent on your registered mobile no. and after verification you will receive a call from a OneDios executive. They will take you through the application and explain the various operations.

Employee Sign up



Enter Pin code of dealer location and click on find pin code button

List of dealers on selected pin code will show up, click on your dealer's location

Employee Sign up



Enter the User info:-

- 1) Mobile no.
- 2) Name
- 3) Email
- 4) Set password

*Note - Once you complete registration, Username will be sent on your registered mobile no. and after verification you will be approved and you can operate this application.

Click on save and continue button

Click on T&C's check box

Registration - User info

Mobile Number*

Primary Mobile*

Name*

Name

Email*

Email

Password*

Password

Confirm password *

Confirm password

I have read and accept the [terms & conditions](#)

Save and continue

Thank You
